

Arcoro Release Notes

June 17, 2021

Applicant Tracking
Onboarding
Learning Management
Performance Management
Succession Planning

Contents

Enhancements	1
New SIGN IN Experience	1
Product Rebranding	3
Applicant Tracking	3
Onboarding	4
Talent Dashboard	5
Learning Management	6
Performance Management	7
360 Evaluations	8
Succession Planning	9
Supported Browsers	10
Mobile Device Support	10
Technical Support	10



Release Overview

Arcoro is excited to announce the 06.17.2021 release for our customers and partners.

This release provides new features and enhancements to existing functionality for multiple Arcoro modules. This document will describe the software updates and provide details to help you get started with these enhancements.

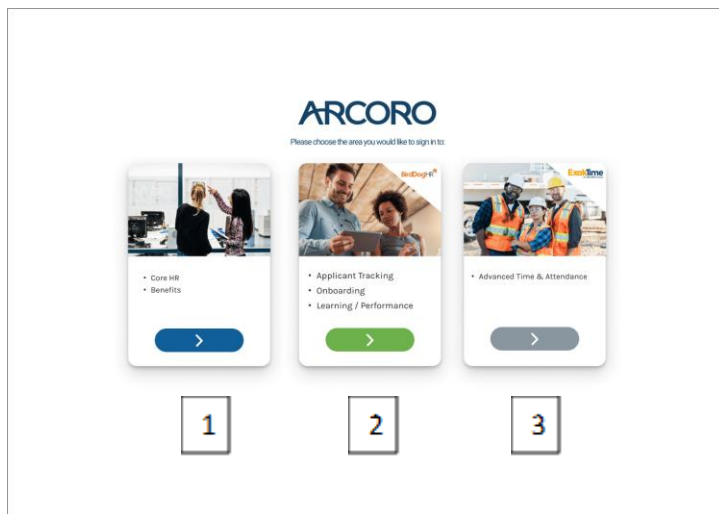
Enhancements

New SIGN IN Experience

The Arcoro Sign IN experience has been updated to represent the full selection of modules within the Arcoro platform.

Beginning 6/18/2021, Arcoro users who click on the SIGN IN link on Arcoro.com will be directed to the new image below to SIGN IN.

Depending on the area of the system you want to access you will make one of the following selections:



1. Core HR and Benefits users will select the first blue button.
2. Applicant Tracking, Onboarding, Learning and Performance (formerly BirdDogHR) users will select the second green button.
3. Advanced Time & Attendance (ExakTime Connect) users will select the third gray button.


Once you have made your selection you will navigate to the Login Screen where you will enter your Username and Password.

After the login, you will navigate to your *default landing page as you did previously.*

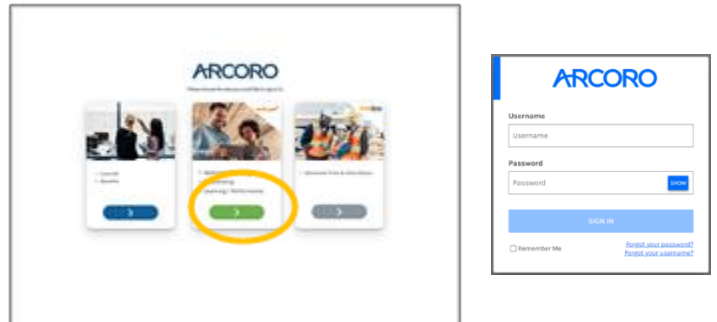
New SIGN IN

For more information regarding the Core HR changes please look at the current and new flow detail below.

Current Flow



New Flow



Product Rebranding

Arcoro will release an update to rebrand the BirdDogHR modules. As part of this rebranding, customers will notice the following:

- New Arcoro colors, logo
- Replace the BirdDogHR name with Arcoro throughout the modules
- Rename proprietary Job Boards from BirdDog Jobs to Arcoro Jobs and BirdDog Engineering Jobs to Arcoro Engineering Jobs

Please be aware that there are no changes to product functionality. Not all references to BirdDogHR have been removed. Customers will continue to see references to BirdDogHR in system email notifications.

Provided on the following pages are examples of the new branding.

Applicant Tracking

Current Look

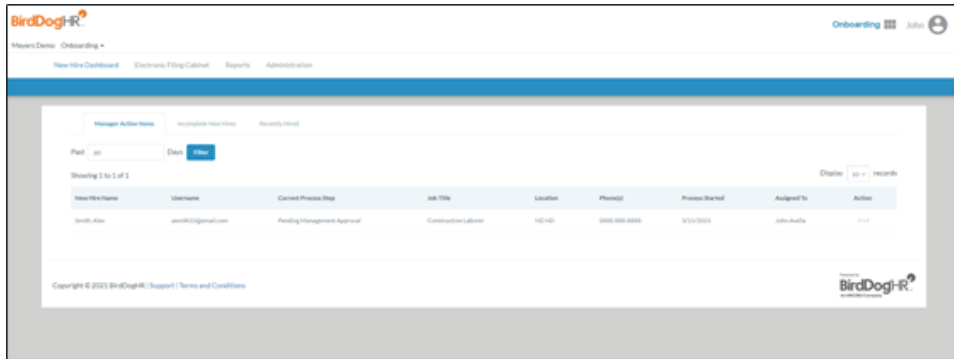
JOB TITLE	ACCOUNT NAME	LOCATION (C) (S)	JOB ID	CREATED	UPDATED	ASSIGNED TO	OPENINGS/ LEFT TO FILL	COUNTS	STATUS	ACTION	SOCIAL MEDIA
Administrative Assistant	Meyers Demo	Hillsdale, MI	409038	02/15/2019	05/16/2019	John A., Bob A.	Openings: 1 Left to Fill: 0	View Counts	Open		
Cashier	Meyers Demo	Amarillo, TX	578355	12/18/2020	12/18/2020	John A.	Openings: 1 Left to Fill: 1	View Counts	Open		
Cashier	Meyers Demo	Amarillo, TX	590623	02/07/2021	02/07/2021	John A.	Openings: 1 Left to Fill: 1	View Counts	Open		
Cashier 2	Meyers Demo	Urbansha, IA	590624	02/07/2021	02/07/2021	John A.	Openings: 1 Left to Fill: 1	View Counts	Open		

New Look

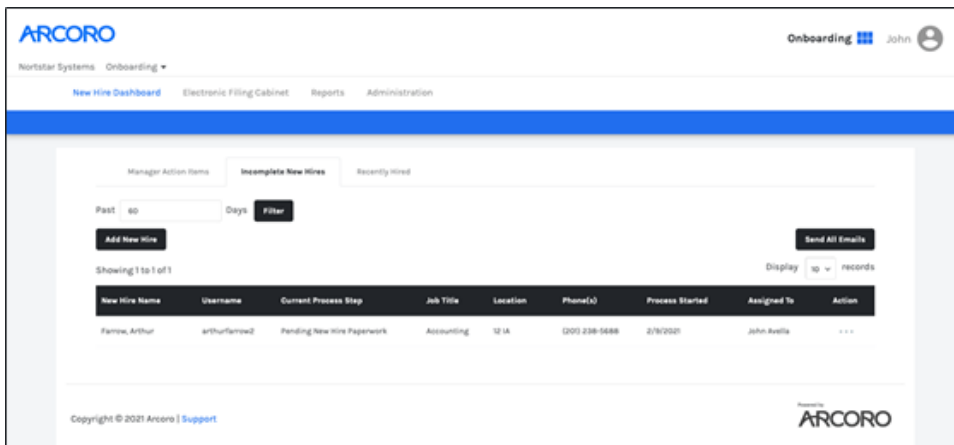
JOB TITLE	ACCOUNT NAME	LOCATION (C) (S)	JOB ID	CREATED	UPDATED	ASSIGNED TO	OPENINGS/ LEFT TO FILL	COUNTS	STATUS	ACTION	SOCIAL MEDIA
Administrative Assistant	Meyers Demo	Hillsdale, MI	409038	02/15/2019	05/16/2019	John A., Bob A.	Openings: 1 Left to Fill: 0	View Counts	Open		
Cashier	Meyers Demo	Amarillo, TX	578355	12/18/2020	12/18/2020	John A.	Openings: 1 Left to Fill: 1	View Counts	Open		
Cashier	Meyers Demo	Amarillo, TX	590623	02/07/2021	02/07/2021	John A.	Openings: 1 Left to Fill: 1	View Counts	Open		

Onboarding

Current Look

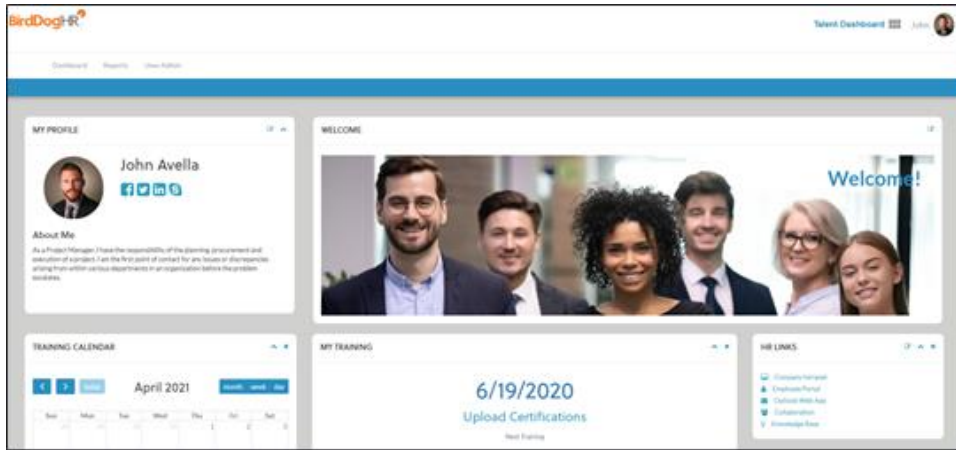


New Look

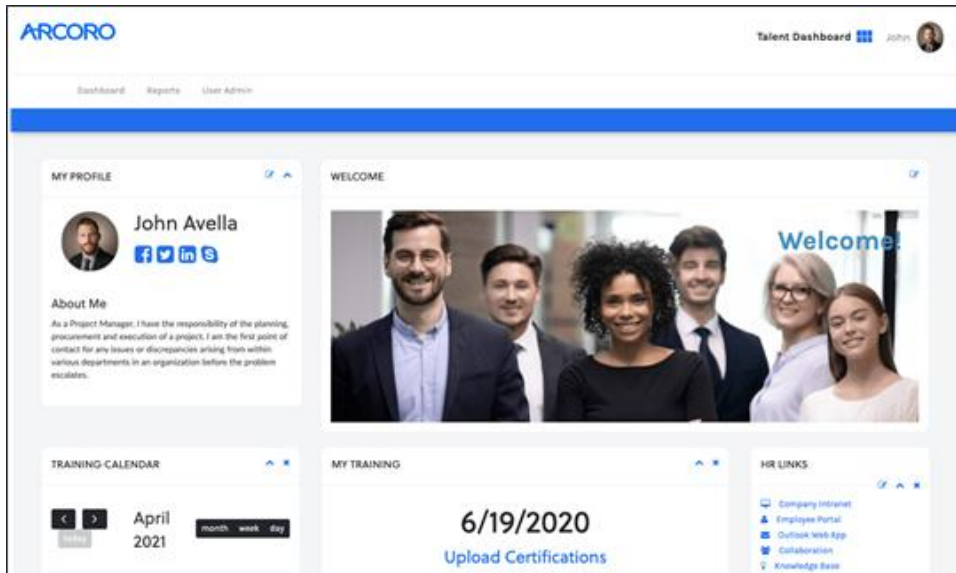


Talent Dashboard

Current Look



New Look



Learning Management

Current Look

The screenshot shows the BirdDog HR Learning Management System interface. At the top, there is a navigation bar with 'Home', 'Course Catalog', 'Manager Tools', 'People', and 'LMS Admin'. Below this, there are tabs for 'My Learning Plans', 'My Assigned Courses', and 'My Training History'. The 'My Learning Plans' tab is active, showing a dropdown menu for 'New Hire Orientation' and a 'Go' button. Below the dropdown is a table with the following data:

LEARNING PLAN	TITLE	DESCRIPTION	COMPLETE	TYPE	DUE DATE
New Hire Orientation	Upload Certifications	Upload a copy of all applicable certifications under My Training History. Examples: First Aid/CPR, OSHA-10, OSHA-30.	<input type="checkbox"/>	Task	06/19/2020
New Hire Orientation	Example Course with a Video Embedded	Launch course and complete.	<input type="checkbox"/>	Course	06/23/2020
New Hire Orientation	Meet with Supervisor	Review first week expectations.	<input checked="" type="checkbox"/>	Task	06/20/2020
New Hire Orientation	Harassment Prevention Made Simple for Managers (Spanish)	Launch course and complete.	<input type="checkbox"/>	Course	06/23/2020
New Hire Orientation	Scaffoldings & Elevated Walkways	Watch video.	<input type="checkbox"/>	Course	06/23/2020
New Hire Orientation	Stop Sexual Harassment - Employee Training	Launch course complete and acknowledge policy.	<input type="checkbox"/>	Course	06/23/2020

At the bottom of the table, there is a 'Complete' button. Below the table is a section for 'Enrolled Courses' with a header row: COURSE TITLE, LAUNCH/VIEW, START DATE, END DATE, CLASSROOM, STATUS.

New Look

The screenshot shows the Arcoro Learning Management System interface. At the top, there is a navigation bar with 'Home', 'Course Catalog', 'Manager Tools', 'People', and 'LMS Admin'. Below this, there are tabs for 'My Learning Plans', 'My Assigned Courses', and 'My Training History'. The 'My Learning Plans' tab is active, showing a dropdown menu for 'New Hire Orientation' and a 'Go' button. Below the dropdown is a table with the following data:

LEARNING PLAN	TITLE	DESCRIPTION	COMPLETE	TYPE	DUE DATE
New Hire Orientation	Upload Certifications	Upload a copy of all applicable certifications under My Training History. Examples: First Aid/CPR, OSHA-10, OSHA-30.	<input type="checkbox"/>	Task	06/19/2020
New Hire Orientation	Example Course with a Video Embedded	Launch course and complete.	<input type="checkbox"/>	Course	06/23/2020
New Hire Orientation	Meet with Supervisor	Review first week expectations.	<input checked="" type="checkbox"/>	Task	06/20/2020
New Hire Orientation	Harassment Prevention Made Simple for Managers (Spanish)	Launch course and complete.	<input type="checkbox"/>	Course	06/23/2020
New Hire Orientation	Scaffoldings & Elevated Walkways	Watch video.	<input type="checkbox"/>	Course	06/23/2020
New Hire Orientation	Stop Sexual Harassment - Employee Training	Launch course, complete and acknowledge policy.	<input type="checkbox"/>	Course	06/23/2020

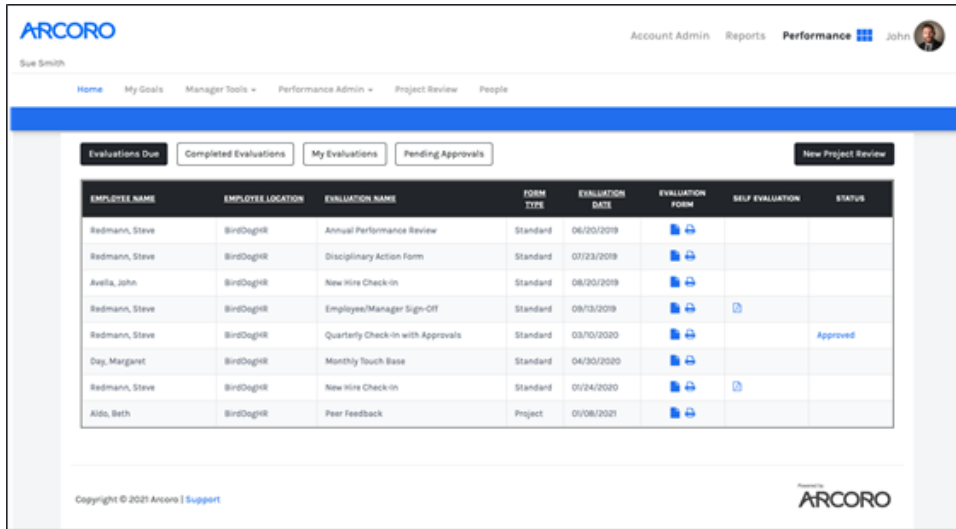
At the bottom of the table, there is a 'Complete' button. Below the table is a section for 'Enrolled Courses' with a header row: COURSE TITLE, LAUNCH/VIEW, START DATE, END DATE, CLASSROOM, STATUS.

Performance Management

Current Look

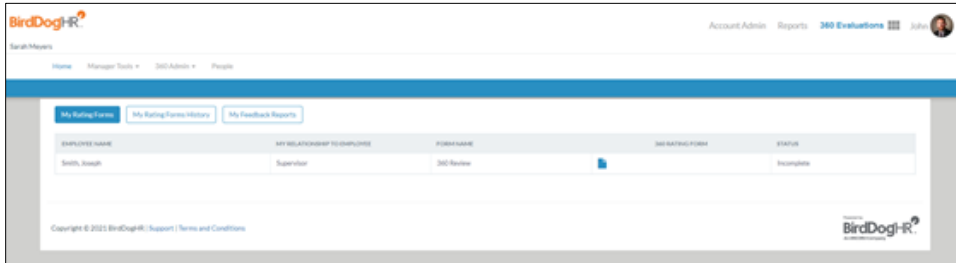


New Look

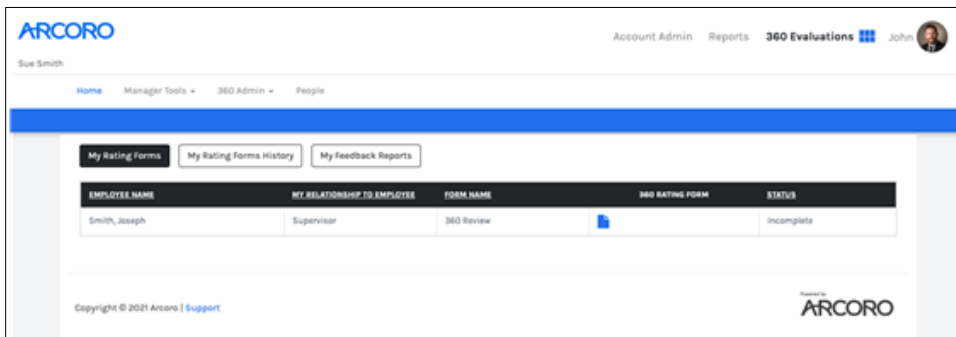


360 Evaluations

Current Look

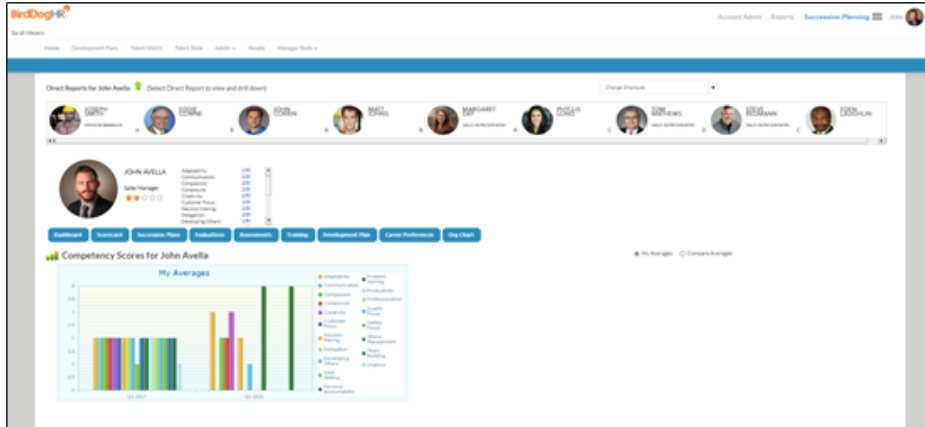


New Look

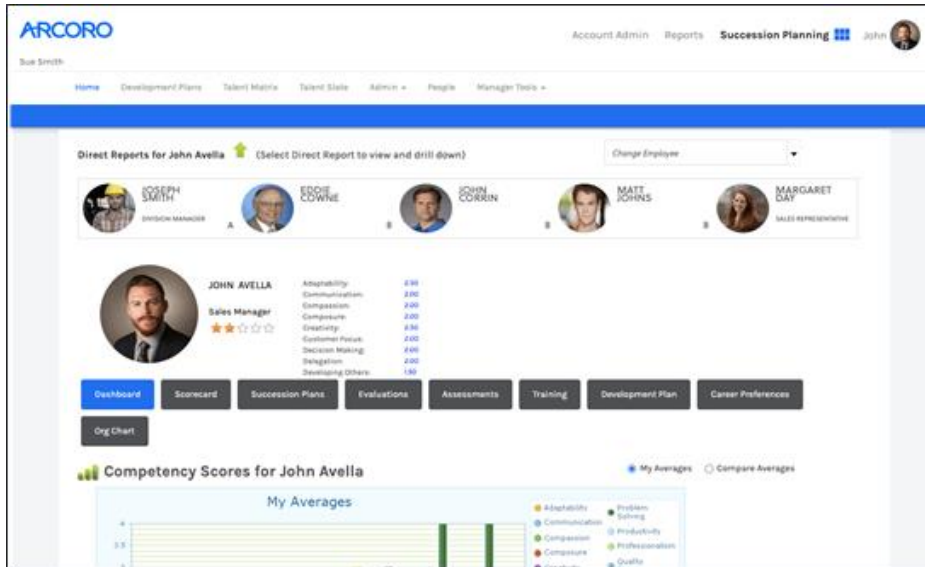


Succession Planning

Current Look



New Look



Supported Browsers

The Arcoro platform is designed to provide browser-neutral service delivery. It is recommended that you use modern browsers, as we make every attempt to support the latest versions of the following browsers.

Browser	Version
Microsoft Internet Explorer (not compatibility mode)	11
Microsoft Edge	Latest*
Mozilla Firefox	Latest*
Google Chrome	Latest*
Apple Safari	Latest*

* Browser updates occur on a schedule outside of our release process and we cannot control issues as a result of a recent browser update. Our overall strategy is to maintain active browser support based on demand. Regardless of formal browser support, we will always troubleshoot and correct issues impacting users to the best of our ability within reasonable means.

Mobile Device Support

Arcoro views mobile device support as a critical capacity for our customers and we continue to add functionality to enhance the user experience on mobile devices. However, with many different devices and device specific software, it is impossible for Arcoro to test against every possible combination. With any questions or concerns, please feel free to contact our support team.

Technical Support

For technical assistance for any of our modules, contact our support staff at:

Phone: 1-877-252-2168

Web: support.arcoro.com

Email: support@arcoro.com

Copyright © 2021 Arcoro. All rights reserved.

This material is proprietary to Arcoro. It contains confidential information owned by Arcoro and furnished pursuant to contacts between Arcoro and its customers. This material may not be used, reproduced, copied, disclosed, or transmitted, in whole or in part, beyond the terms of the customer's contract without the express written consent of Arcoro.

Arcoro TM and its respective tag lines, logos and marks are trademarks owned by Arcoro, registered in multiple jurisdictions. All other trademarks are owned by their respective owners.