

Arcoro Release Notes

June 18, 2021

Table of Contents

Release Overview	1
New SIGN IN Experience	1
Core HR SIGN IN	2
Current Flow	2
New Flow	2
BirdDogHR SIGN IN	3
Current Flow	3
New Flow	3
ExakTime Connect SIGN IN	4
Current Flow	4
New Flow	4
Sample Employee Communication	5



Release Overview


Arcoro® is excited to announce a new SIGN IN experience available to all Arcoro customers, effective 6/18/2021. This document will provide details on the changes.

New SIGN IN Experience

The Arcoro Sign IN experience has been updated to represent the full selection of modules within the Arcoro platform.

Beginning 6/18/2021, Arcoro users who click on the SIGN IN link on Arcoro.com will be directed to the new image below to SIGN IN.

Depending on the area of the system you want to access you will make one of the following selections:



1. Core HR and Benefits users will select the first blue button.
2. Applicant Tracking, Onboarding, Learning and Performance (formerly BirdDogHR) users will select the second green button.
3. Advanced Time & Attendance (ExakTime Connect) users will select the third gray button.

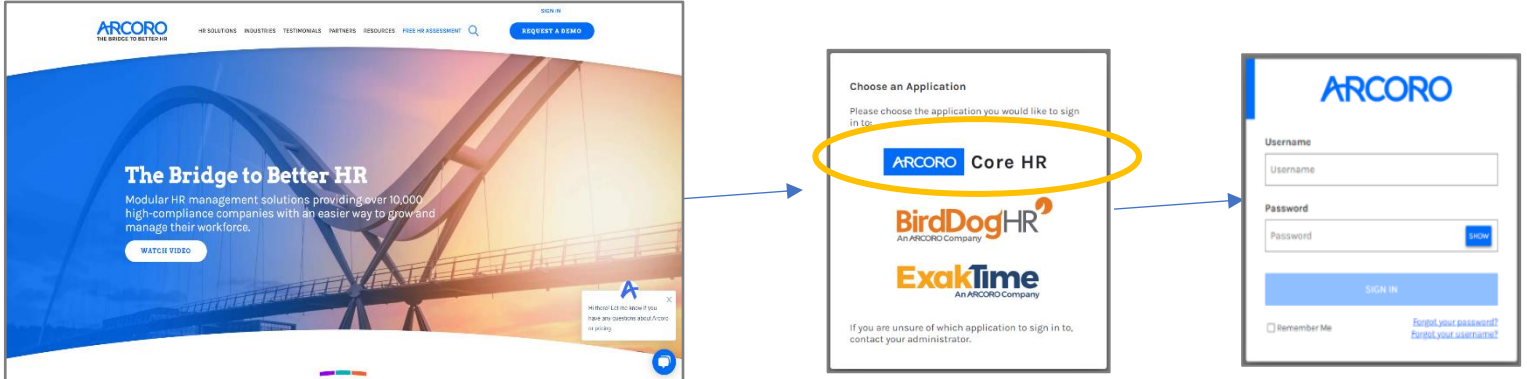
Once you have made your selection you will navigate to the Login Screen where you will enter your Username and Password.

After the login, you will navigate to your default landing page as you did previously.

Core HR SIGN IN

For more information regarding the Core HR changes please look at the current and new flow detail below.

Current Flow



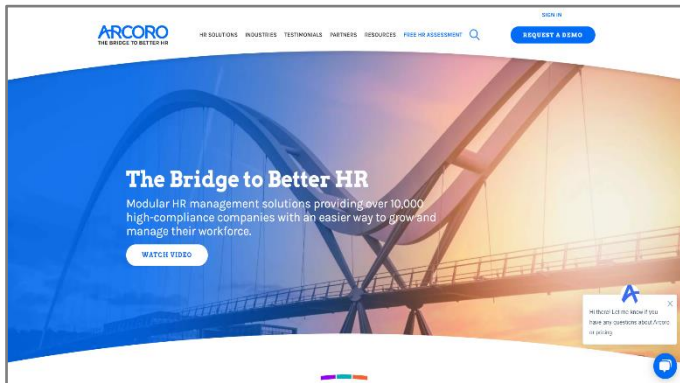
New Flow



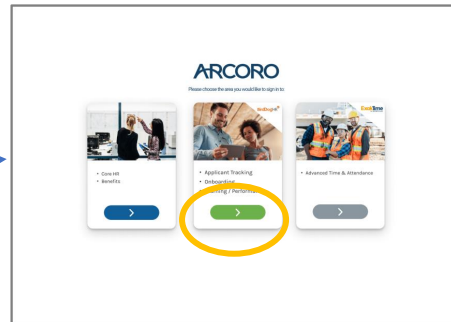
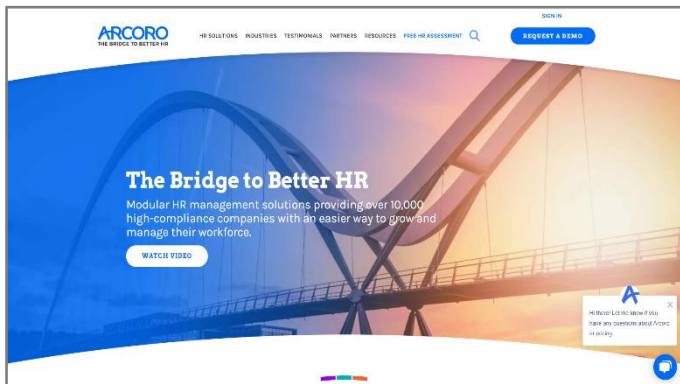
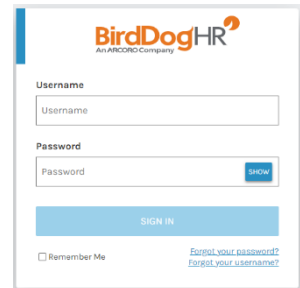

BirdDogHR SIGN IN

For more information regarding the BirdDogHR changes please look at the current and new flow detail below.

Current Flow



New Flow

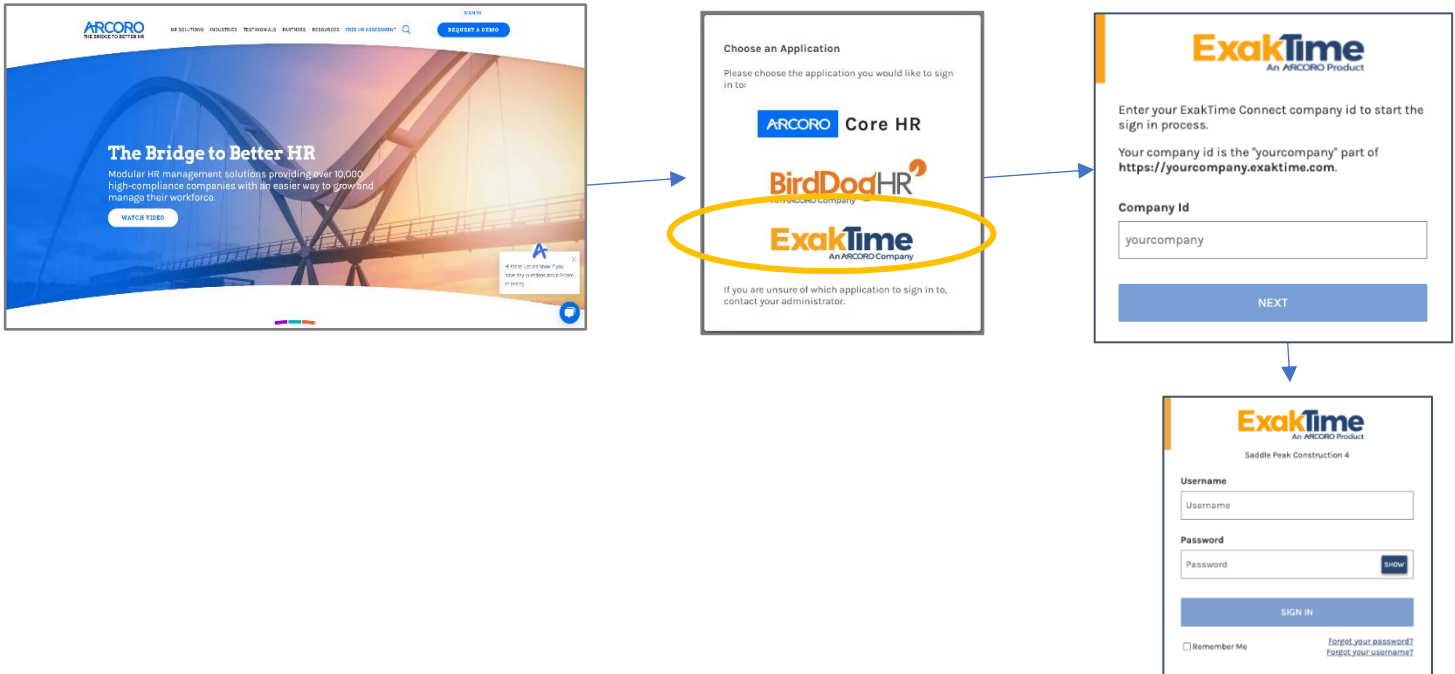


NOTE: If you have bookmarked the SIGN IN you will be directed to the new ARCORO Username and password login as shown above.

ExakTime Connect SIGN IN

For more information regarding the ExakTime® Connect changes please look at the current and new flow detail.

Current Flow



New Flow



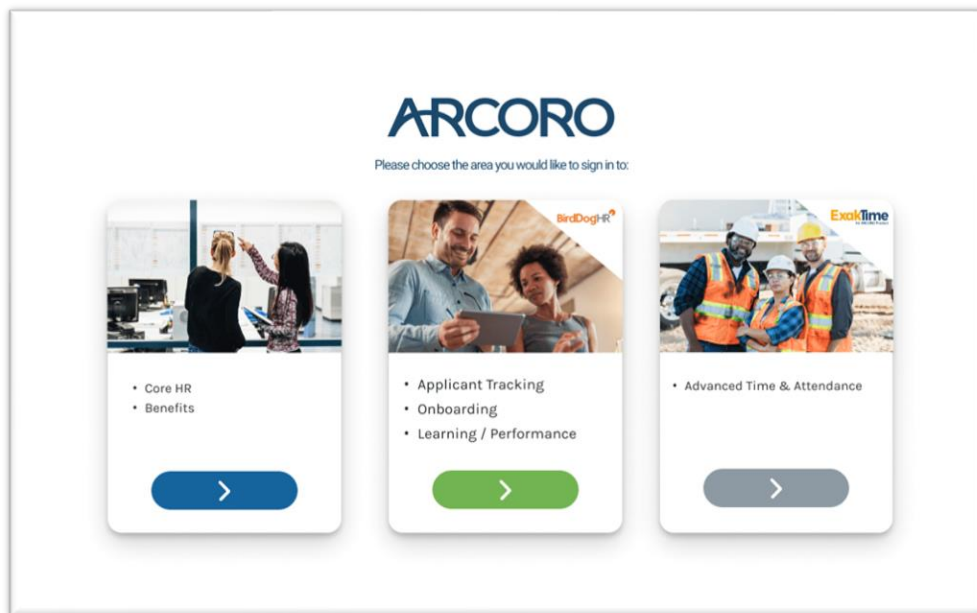
Sample Employee Communication

To ensure a smooth transition to the new SIGN IN experience, you may want to provide your employees with advance notice of this upcoming change. We've provided a sample email for distribution to your employees, please feel free to copy and edit as appropriate.

Arcoro has announced a new SIGN IN experience for all customers that represents the full selection of modules within the Arcoro platform.

You will see this improved sign in experience beginning June 18, 2021. Instead of the previous sign in screen that showed a set of logos, when you select the SIGN IN link on Arcoro.com you will be directed to the screen pictured below.

Each tile of the new SIGN IN screen is clearly labeled with the modules that can be accessed by clicking the colored button within that tile. If you have been clicking on the ARCORO Core HR logo to sign in, you will now click on the blue button in the left tile. If you have been clicking on BirdDogHR logo, you will now click on the green button in the center tile. You will still see the BirdDogHR logo in the upper corner of this tile. If you have been clicking on the ExakTime logo now, you will click on the grey button in the tile on the right. This tile will include the ExakTime logo.



Following your selection, you will be directed to the login screen you are used to seeing. After logging in, users will be directed to their previously defaulted landing page.

If you have trouble logging in to any Arcoro module, or if you have questions, please follow our company procedure for getting help or support.